

SAREGAMA INDIA LIMITED

INVESTOR PRESENTATION | January 2019



Snapshot



India's oldest music label and youngest film production house



High Dividend Yield and a Zero Debt Company



Strong and professional management team with experienced stalwarts from the entertainment industry



Owning Intellectual Property (IP) rights for more than 120,000 songs, 5,500+ hours of television serials and 20 movies



India's first song was recorded in 1902 under the company's erstwhile label - HMV



Digital licensing agreements across global OTT platforms, TV channels, radio stations, telcos



Revolutionary product Carvaan: Digital Music Player with 5000 preloaded songs, easy UI and high quality speakers



Leading producer in terms of number of hours of content produced for Tamil television serials



Producing digital thematic films targeted at the youth segment

Strategic Overview

Saregama's long term strategy : To be a Pure Play Content Company capitalising on the global data boom
Diversified monetisation of Existing IP to fund IP Creation for Future

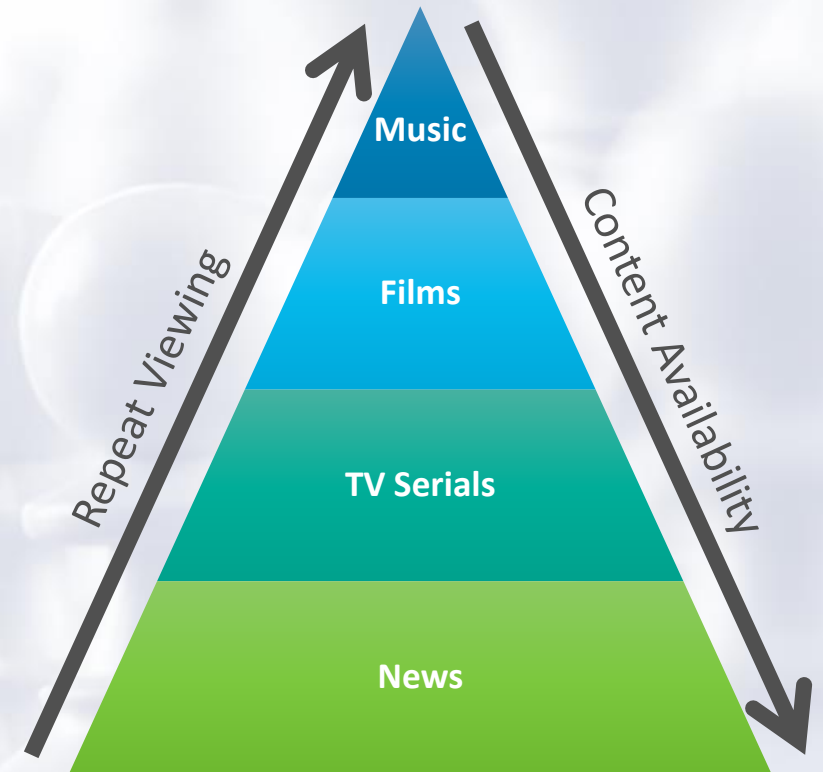
IP Monetisation

Higher monetisation of existing content through:

- 1 Greater presence on 3rd party digital and TV platforms globally
- 2 launch of Saregama branded physical products with embedded music

IP Creation

- 1 New film music acquisition across Hindi, Tamil, Marathi and other languages
- 2 Production of thematic films / series targeted at youth consuming on digital platforms
- 3 TV programs in South Indian languages



The background image is a blurred office environment. In the foreground, there are desks with computer monitors and office chairs. In the background, there are more desks, a large clock on the wall, and some office equipment. A semi-transparent white banner is centered across the middle of the image, containing the text 'COMPANY OVERVIEW' in a bold, dark font.

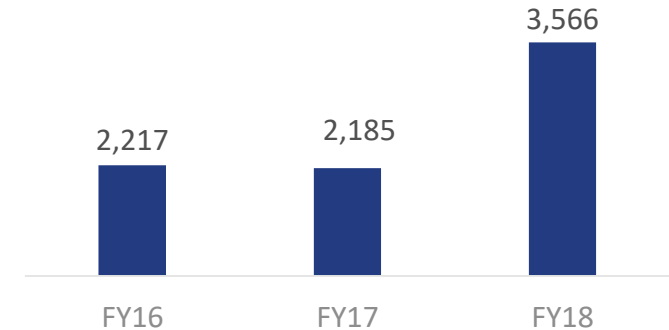
COMPANY OVERVIEW

Company Overview



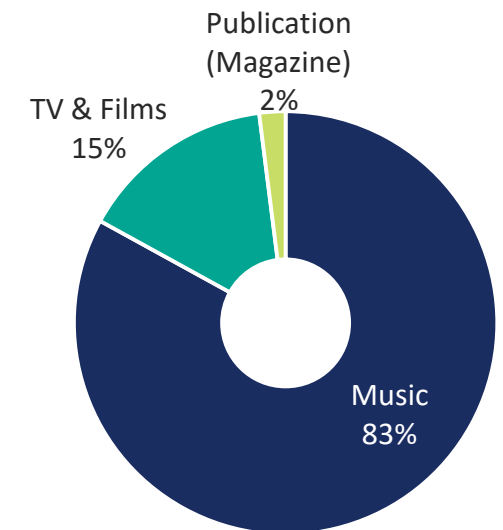
- Saregama India Ltd. (Saregama), an RP Sanjiv Goenka Group Company, is India's oldest music label, youngest film studio and a multi-language TV content producer.
- Over the years, the Company has expanded its business from analogue audio to publishing, digital music, TV serials, events, film production and consumer electronics.
- The Company has a music library of 1.2 lakh songs, covers 18 languages spread across eight music categories – Bollywood, regional films, ghazals, devotional classical, Indian pop and kids music.
- Since 2017, Saregama has been making headlines again owing to the launch of two unique initiatives, Saregama Carvaan and Yoodlee Films.
- Carvaan is a perfect blend of digital technology and a retro form factor. In less than a year from its launch, it is now Saregama's flagship product.
 - Saregama Carvaan, Carvaan Premium, Carvaan Gold and Carvaan mini are portable digital music players that come with features such as preloaded songs, Bluetooth, USB, FM/AM
- Yoodlee Films, Saregama's film production arm is positioned as A Writer's Studio. The films produced by this studio are driven by the powerful stories targeted at young audiences across the world who primarily consume content on personal devices
- 5,500+ hours of Tamil serial programming telecast on Sun TV. Current programs rate highest (TRPs) in the afternoon band

Consolidated Revenues
(INR Mn)



Segmental Revenue Breakup

Consolidated FY 18-19



The Saregama Heritage

- Saregama, the erstwhile HMV India, has been in the entertainment business for 114 years and was initially established as a branch of Electrical & Musical Industries Limited, London (EMI) in 1901
- The first HMV-branded store was opened by the Gramophone Company on Oxford Street in 1921, and the HMV name was also used for television and radio sets manufactured from the 1930s onwards
- As a music label, the Company's repertoire includes the first song ever recorded in India by '**Gauhar Jaan**' in 1902 and the first film made in Bollywood '**Alaam Ara**' in 1931. These gems were under the music label along with the most contemporary of offerings.
- In 1946, it was incorporated as a Private Limited company with the name of 'The Gramophone Co. (India) Limited'
- The company retailed its products (vinyls, cassettes, CDs) under the brand name HMV, which was synonymous with film music in India. From 2000 onwards, it started retailing its products under the brand name, Saregama
- Saregama started its TV serial production in 2001



Management Team

Board of Directors

Mr. Sanjiv Goenka
Group Chairman

Mrs. Preeti Goenka
Non-Executive Director

Mr. Bhaskar Raychaudhuri
Non-Executive and Independent Director

Mr. Arindam Sarkar
Non-Executive and Independent Director

Mr. Umang Kanoria
Non-Executive and Independent Director

Mr. Santanu Bhattacharya
Non-Executive and Independent Director

Mr. Noshir Naval Framjee
Additional Non-Executive Independent Director

Mrs. Avarna Jain
Non-Executive Director

Management Team

Vikram Mehra - Managing Director

- Joined in 2014. Earlier worked as Chief Marketing Officer and Chief Commercial Officer at Tata Sky for 14 years. Also worked with Star TV, Tata Motors, TCS.
- 23 years of experience. Holds an MBA from IIM Lucknow and a B.Tech in Computer Science from IIT Roorkee; Part of Tata Administrative Services (TAS).



Rashna Pochkhanwala - Vice President, B2B Music

- Media Sales and Licensing experience of 16 years across Music & TV industry. Times Group, Network 18, Hungama, UTV
- Headed branded content and large format event monetisation for Times Global. Responsible for monetisation of Network 18 digital brands.



Vineet Garg - Chief Financial Officer

- Joins Saregama recently having wide experience in Telecom and Media Industry in various field namely Revenue Assurance, Systems and Process, Corporate Structuring, Funding, Investor Relation and Financial Reporting etc .
- CA by profession having rich experience of 17 years' in telcom Industry and 4 years in Media distribution; worked with companies like Reliance Communication, Tata Teleservices and BPL mobile (Vodafone), Escotel (Idea) and Hathway Cable and Datacom



Kumar Ajit - Vice President - Sales & Marketing , B2C Music

- Joined Company in 2017. Has worked in all facets of sales, marketing, analytics, product, customer service, churn management, and revenue enhancement.
- Post Graduate in Business Management in Marketing & Finance from ICFAI Business School, Hyderabad. Worked more than 20 years with companies like Onida, LG Electronics, Tata Sky etc.



Siddharth Anand Kumar - Vice President, Yoodlee Films

- Hampshire College (MA, USA) alumina been a cinematographer, editor, writer, director and producer in the Indian Film and TV industry since last 18 years.
- Has directed multiple TV series across channels, including for Saregama in the past. Has been spearheading Yoodlee from day1

B. R. Vijayalakshmi - Senior VP. South TV

- Started her career as a Director of Photography, receiving recognition in Limca Book of Records as Asia's First Woman Cinematographer producing approximately 4,000 hours of TV content from 2001, in all genres and in all South Indian languages.
- Managing south TV vertical for the company since 2001 and delivered multiple mega successful programs



Awards & Accolades



IPRCCA 2017

Best use of PR by a Brand - Silver



WAARC Innovation Awards

Special Award for Category Innovation and Silver for Effective Innovation



In Beaune film fest

Won in fresh blood competition



Brand Equity Marketing Awards 2018

'Innovation of the Year' Award



IndIAA Awards 2018

The Perfect Gift



In IFFLA - Special mention

Sushama Deshpande for her performance in Ajji



Apac Effies

One Gold and Two silvers : 'Let's create viral products' for Saregama



Marquees 2018

Reimagining for the Better



In UK Asian film fest

Sushama Deshpande won The Flame Award for Ajji



Spikes Awards 2018

Tangrams Effectiveness



Advertising Club's Effies India

Carvaan wins 4 Gold, 2 Silver, 2 Bronze

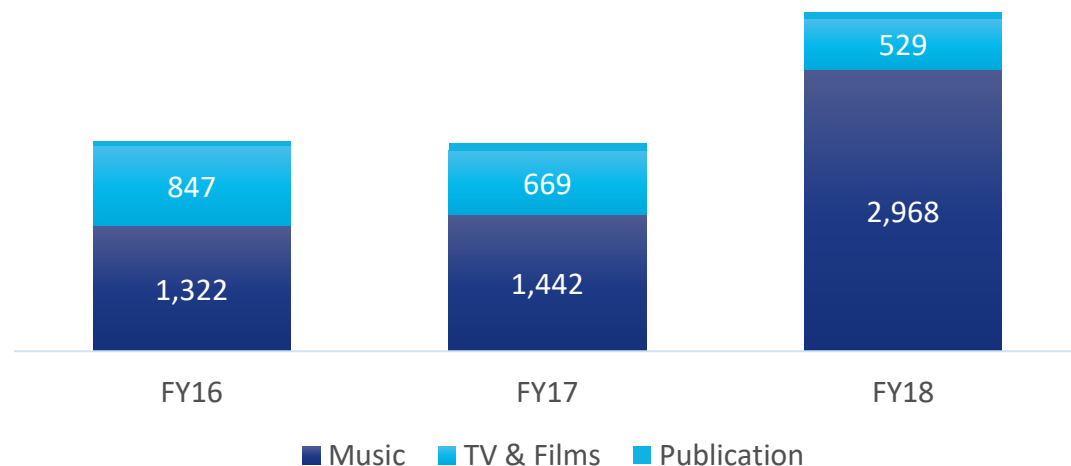


Financial Summary - Consolidated

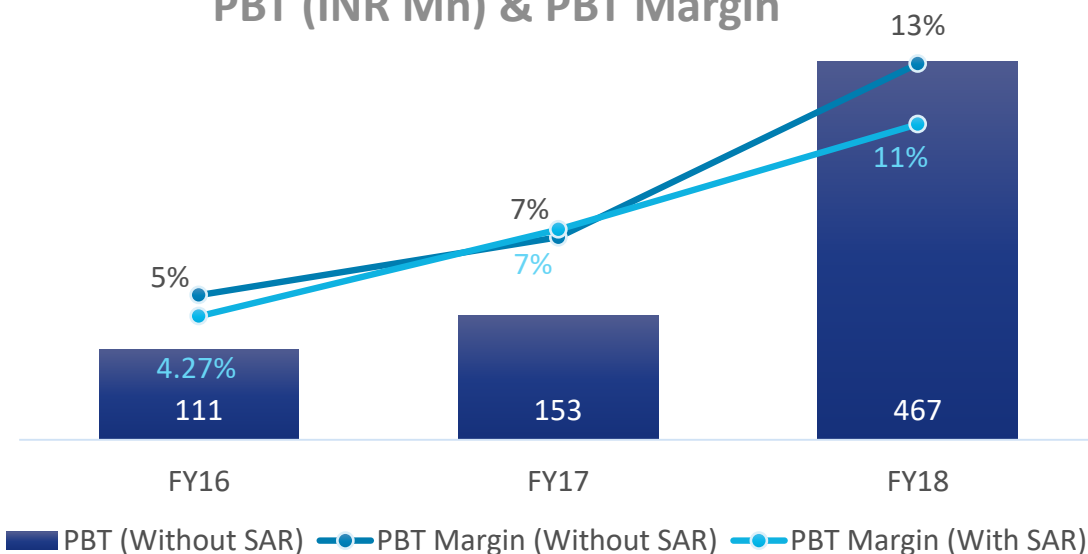
Particulars (INR Mn)	FY16	FY17	FY18	Y-o-Y
Revenues				
• Music	1,322	1,442	2,968	106%
• TV & Films	847	669	529*	-21%
• Publication	48	74	68	-8%
Total Revenue	2,217	2,185	3,565	63%
EBITDA without SAR Provision	170	221	542	145%
PBT without SAR Provision	111	153	467	205%
PBT after SAR Provision	91	159	389	145%
PAT	69	86	283	229%

* Exit from Hindi TV serial business

Revenue (INR Mn)



PBT (INR Mn) & PBT Margin



A modern living room with a brown sofa, a white coffee table, and a wall with six framed pictures. The room is decorated with a patterned throw blanket and a lamp. The text "BUSINESS OVERVIEW" is overlaid on the image.

BUSINESS OVERVIEW

Business Verticals

Saregama is the pioneer of the Indian music industry and has evolved into a premier diversified content player with Intellectual property rights of songs, TV serials, movies having presence across platforms like television, radio, digital, telecom, etc.

Business Verticals



Music Segment

FY18 Revenue Share

83%

- Includes intellectual property monetisation of music content.
- The Company owns global and perpetual rights for over 120,000 songs.
- The revenue is driven from various B2B partners like streaming online platforms, radio, television, caller ring tone, Youtube, brand advertisements, films, etc.
- The Company launched its revolutionary product 'Carvaan' in 2017, an innovative audio player with preloaded songs and other features like USB and FM radio which has been highly acclaimed and has taken the market by storm.



TV & Films Segment

FY18 Revenue Share

15%

- This segment has leadership in Tamil Sun Network channels and has been producing content for Sun TV for last 17 years and broadcast 3-4 serials on Sun TV at any given time
- Company owns rights to 5,500+ hours of Tamil Series
- Yoodlee Films is the production division which focuses on thematic digital films in all languages with tightly controlled budgets



Publications Segment

FY18 Revenue Share

2%

- This segment includes the publication of Open Magazine and a weekly current affairs and features magazine.
- Open has sustained circulation and ad revenues with an association of premium brands including Audi, Omega, Volkswagen, Toyota, Honda, Samsung, Airtel, IBM, HP, TAJ, ITC, Skoda, etc.

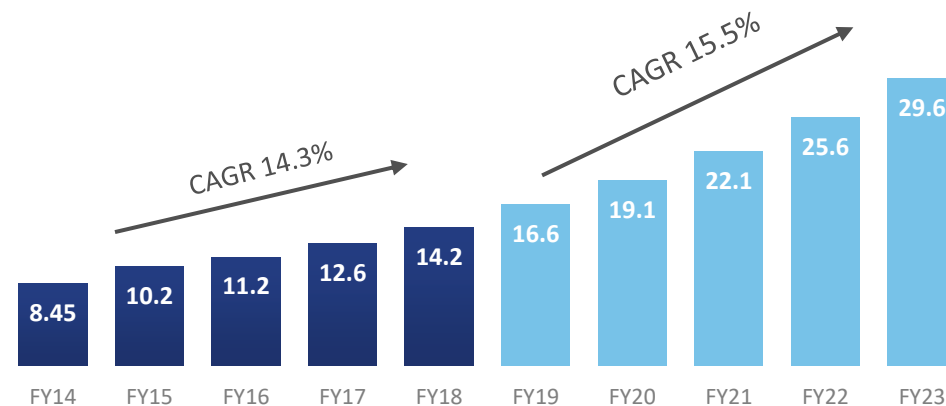


MUSIC SEGMENT

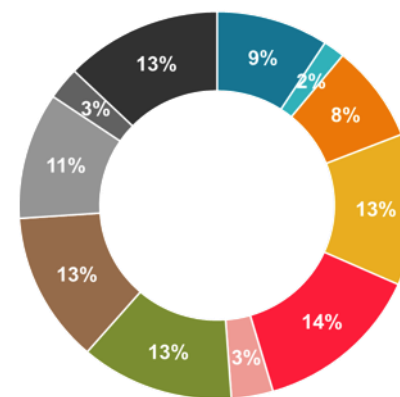
Music Industry

- Indian Music industry was estimated at INR 14.4 Bn in FY18, having grown at a CAGR of 14.3% between FY14 and FY18 (KPMG)
- The growth in India has come on the back of digital consumption led by smartphone popularity. Contrary to the popular belief, it's the audio streaming (OTT) platforms and not the video platforms that are igniting this growth.
- The success of audio streaming services is fuelled by the ease of accessibility, free tiers, cheaper data and efficient distribution models.
- While India-based streaming services may have gathered over 100 Mn users, the overall paid subscribers are estimated to be less than 1%, thus offering a huge headroom for growth. Spotify alone has 83 Mn paid subscribers
- Ancillary benefit of streaming services is the rising popularity of Regional music namely, Tamil, Malayalam, Punjabi, Marathi, Bengali
- Retro music is making a comeback, fuelled by remixes in new films, retro based radio stations

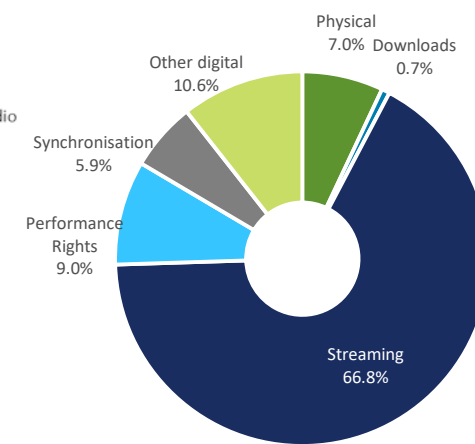
Indian Music Industry size (INR Bn)



Share of Listening in India



Industry Revenue by source



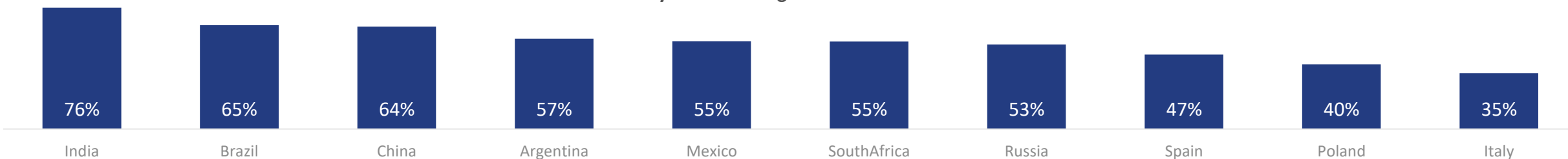
The average user spent
21.5 hours
listening to music each week

Indian Music Industry is expected to grow CAGR of @ 15.5% and expected double in less than 5 years

Piracy

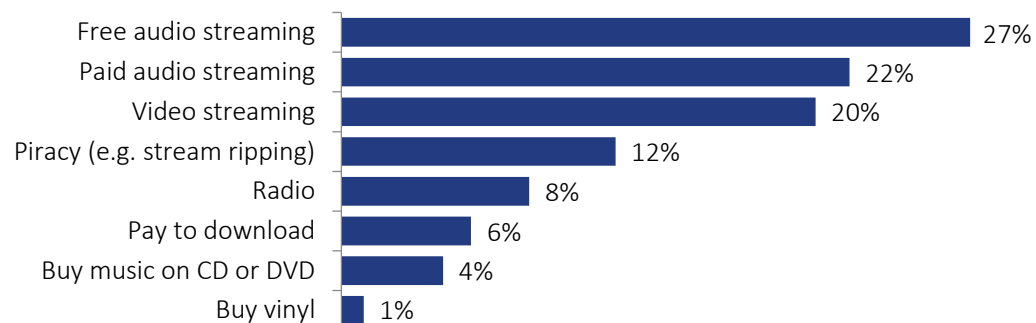
- Piracy continues to be one of the major issues affecting the Indian film & Music industry with annual loss of revenues to around INR 180 Bn.
- Pirated content continues to be the most popular source of music. Indians visited websites providing unlicensed music 9 Bn times in 2017, according data shared by analytics firm MUSO to Bloomberg Quint.
- The Indian courts have started to act to support legitimate digital and creative industries.
- As piracy declines to the levels of other developing countries, the potential upside for legal reveues are huge

Piracy rates across global 10 countries

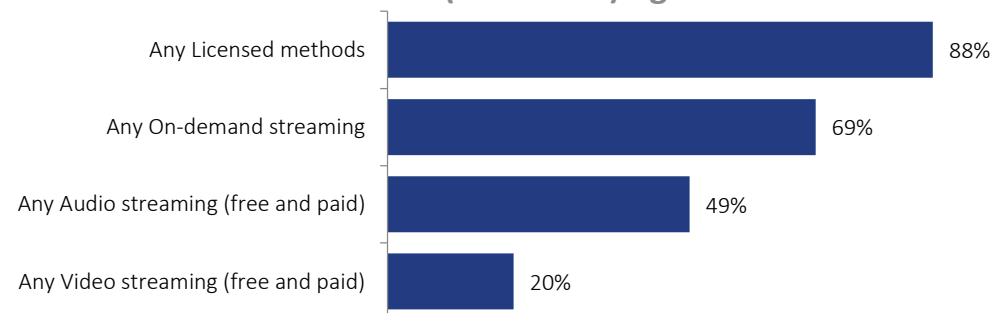


But there is hope. As per IFPI survey If users had to choose only one way to listen to music, half would pick audio streaming services

Consumers would use..



Net (combined) figures:



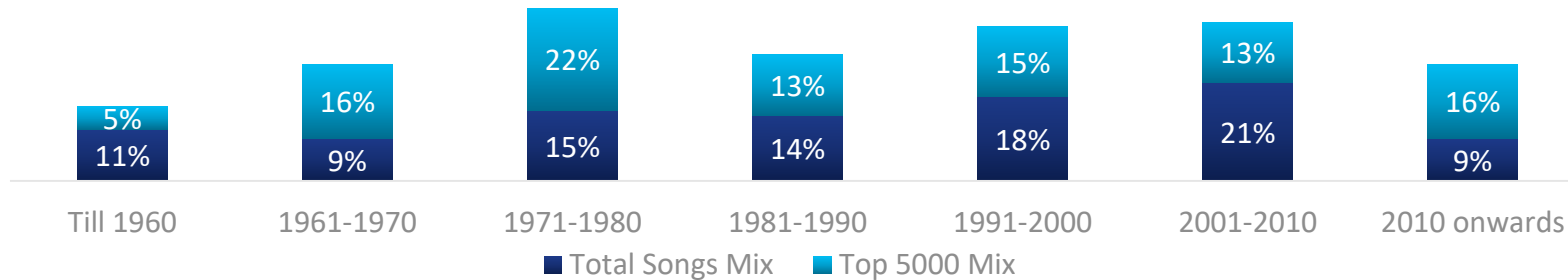
Industry action, Government initiative and growth in streaming with curb the piracy in near future, offering a huge headroom for growth

Saregama Music IP



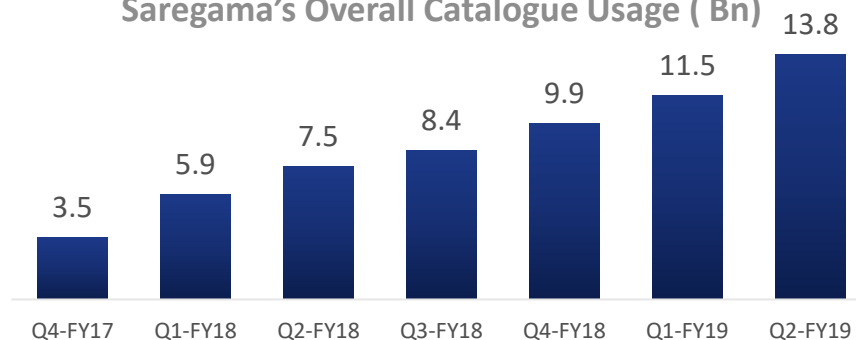
- Saregama is the oldest music label in India, with the largest library of songs under its bouquet. A typical movie has 5 songs. Assuming a music label acquires 1000 movies in an year, it will get 5,000 songs. By comparison Saregama owns **120,000 songs**, each digitised with rich meta data behind it, giving it a big competitive advantage
- Since inception, the company has continued to expand its catalogue to become the largest perpetual owner of Indian music sound recording and publishing (underlying music and lyrics) copyrights across 18 different languages & Classical Music. Saregama not only has the best Retro collection across languages, but also owns a lot of new music. Infact post 90s catalogue constitutes 48% of Saregama's overall library, and 29% of its top 5,000 songs.

Era wise breakup in consumption of Songs



Retro music popularity growing

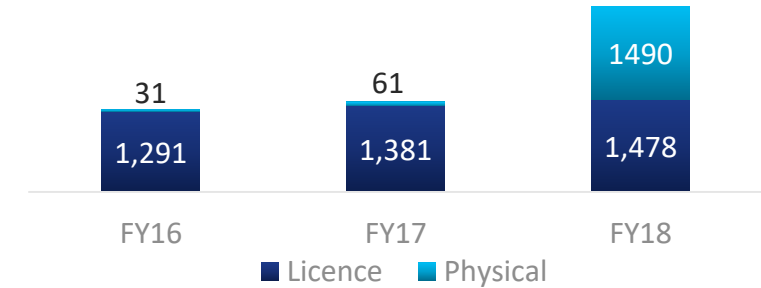
Saregama's Overall Catalogue Usage (Bn)



Retro also coming back as a Remix (3300 songs remixes/covers)

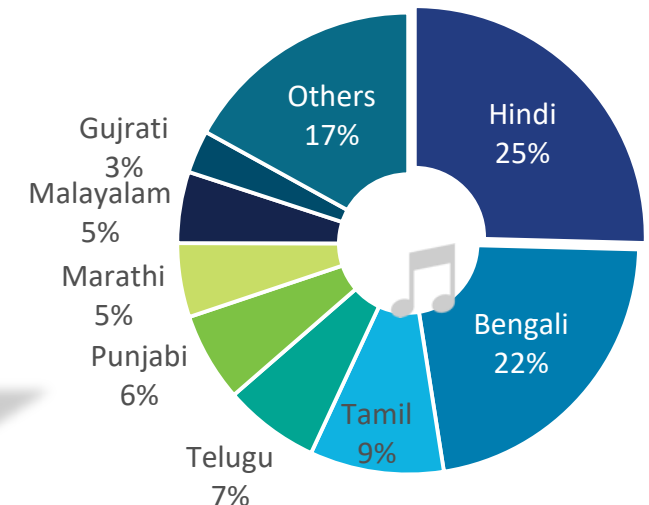


Music Revenue (INR Mn)




Song Playout of
4.9 Bn
in a month

Diversified Library



Film Music IP...best of 20th Century

Iconic Late 90s
& Early 2000s



Iconic 90s




Iconic 80s




Iconic 70s



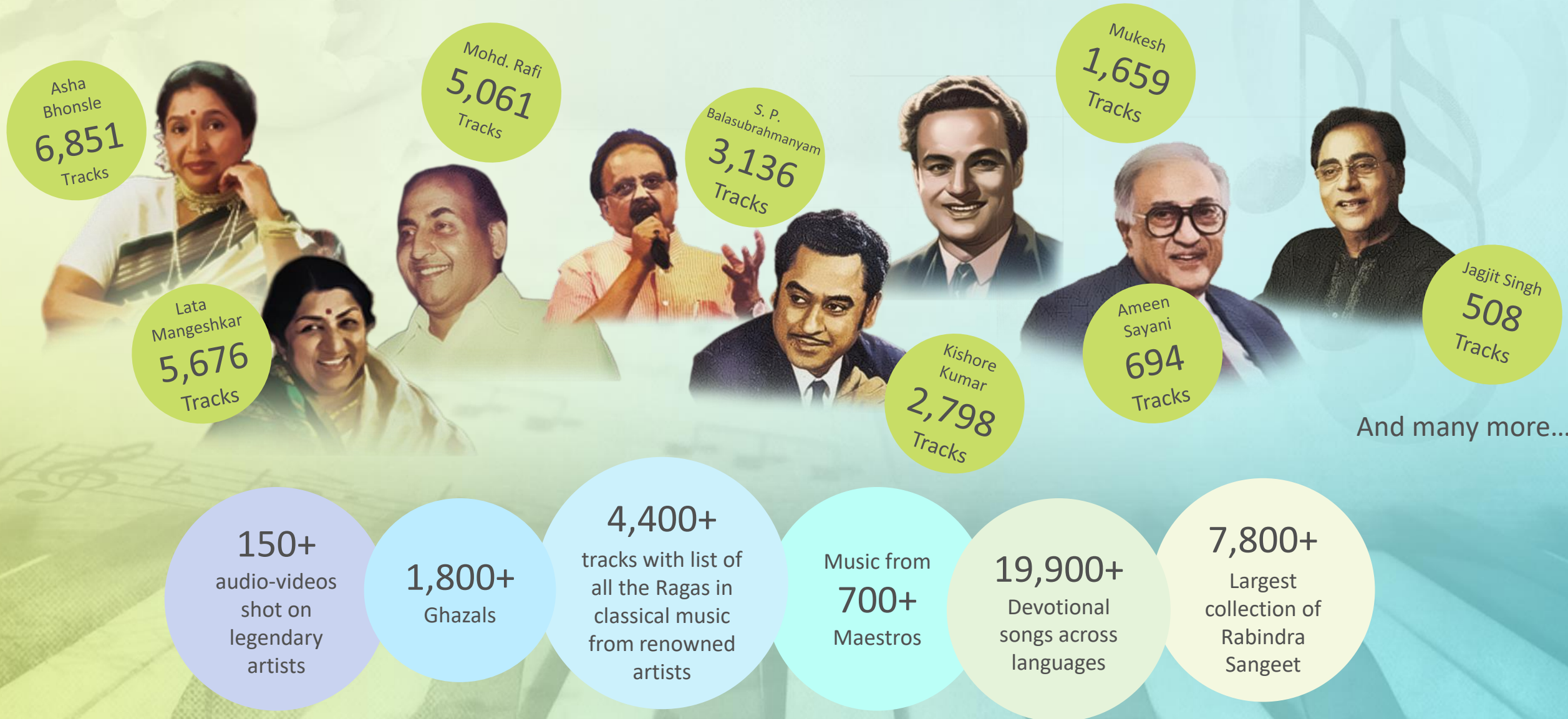
Iconic 60s



Iconic 50s



Biggest IP collection – Films, Classical & Devotional



And many more...

80% - 90% of Content ever recorded by the legendary singers, ghazals artists and music directors belongs to Saregama.

Diversified Music Monetising Platforms

Saregama's Music Intellectual Property

Physical
(handled directly
by Company)



Carvaan



Carvaan Mini



Music Cards

Digital
(handled through
3rd party Licensing)

Digital
OTT
YouTube
Telecom

Publishing
TV Channels
Radio
Brand Advertisements
Digital Content
In-Films

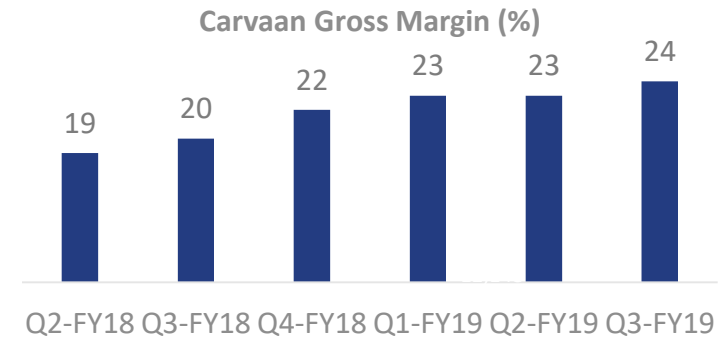
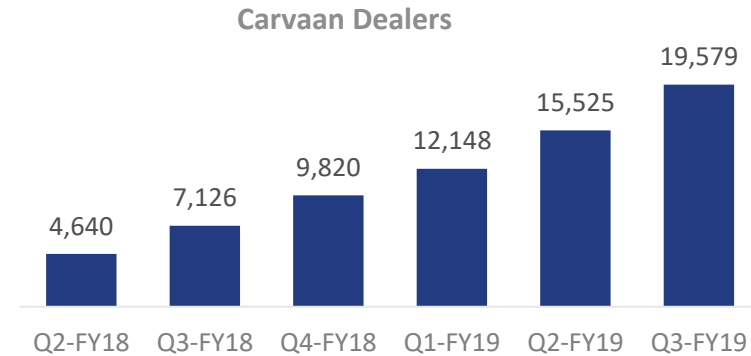
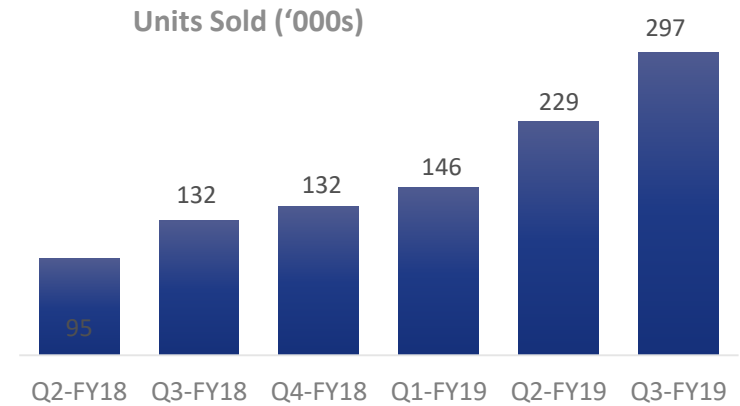
Societies
PPL : Public Performance of Sounds
recordings

IPRS : Underlying works for all media

Music IP Monetisation - Carvaan

- The Company launched a breakthrough product called 'Carvaan', which is a portable digital music player with inbuilt stereo speakers and preloaded music.
- Carvaan has multiple variants across languages (Hindi, Tamil, Bengali, Marathi) and price points (Mini, Base, Premium, Gold). It is retailed through ecommerce and a pan India dealer network of 15k outlets.
- The product has also been recently launched in UK, USA, Canada and UAE.
- Company has applied for trademark registration for Carvaan. There isn't any threat of competition for the product as no one else has the rights to offer retro music in a physical format.
- Strategic partnership with Harman Kardon
- Potential Market Sizing : 25M homes

USP of Carvaan
Convenience of Listening
Nostalgia Gifting



Variants of Carvaan

- Songs in Carvaan have been selected through data analytics and classified based on singers, lyricists, music composers, actors, moods etc.
- With a simple turn of the knob, one can switch between Kishore Kumar classics, to R.D Burman's pulsating hits, to timeless love songs or to soulful Sufi tracks - all in their original versions, back-to-back without any ads in between.



	Carvaan Gold	Carvaan Premium	Carvaan	Carvaan Mini
Pricing	INR 14,990	INR 7,390	INR 6,390 / 5,990	INR 2,490
No of Songs	5000	5000	5000	351
No of Stations	130+	130+	80+	X
Speaker	Harman Kardon (2x5W)	In-house (2x3W)	In-house (2x3W)	In-house (1x5W)
Body	Metallic	Plastic	Plastic	Plastic
Radio	FM/AM	FM/AM	FM	FM/AM
Bluetooth	Yes	Yes	Yes	Yes
USB Port	Yes	Yes	Yes	Yes
Companion App support	Yes	Yes	X	X
Physical Remote	Yes	Yes	Yes	X
Aux in/Out Support	Aux In/Out	Aux In/Out	Aux Out	Aux In/Out

Music IP Monetisation: Digital Licensing

The company's evergreen catalogue remains the preferred choice for digital platforms, brand advertisements and general entertainment TV channels.

OTT

- Saregama licenses its music to various OTT platforms for online streaming. This segment has seen over 40% yoy growth, and is expected to grow even faster with Spotify's entry into India.
- The growth is driven by both increasing number of users (growth in smartphones) and higher usage (cheaper data)
- **Saregama Music is licensed to 45 OTT Platforms including 9 in India**

Youtube

- The Company has a 23 channels with subscriber base of 10 Mn users. Monthly views have grown from 0.5 Mn to 300 Mn in just 4 years
- Over 9k videos have been uploaded in the last 36 months on various YouTube channels of Saregama with over 36k videos in totality

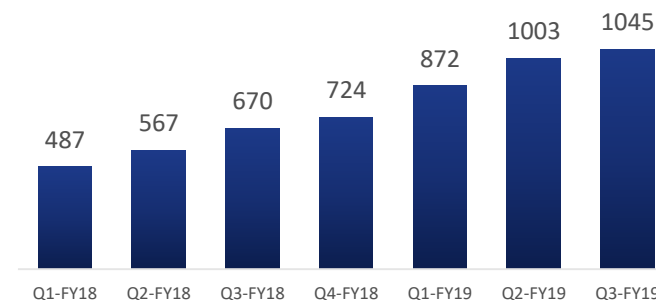
Licensing

- License is given to Television Channels to sync Saregama's music in various TV serials, reality shows, promotions etc.
- License is given to Production houses to use our music in ads running on TV, Radio, digital including social media

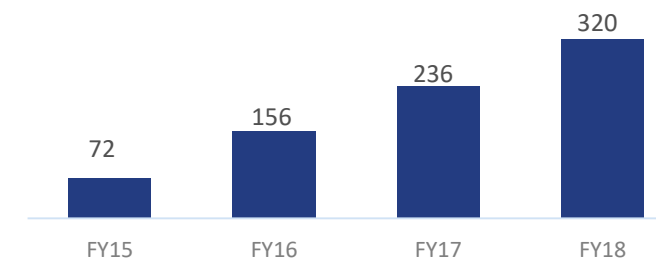
Societies

- Licenses for Public Performance and broadcasting songs on AIR/FM Radio are issued by the society PPL on behalf of Saregama
- With performing rights society (IPRS) getting copyright registration, newer sources of revenues are getting opened up

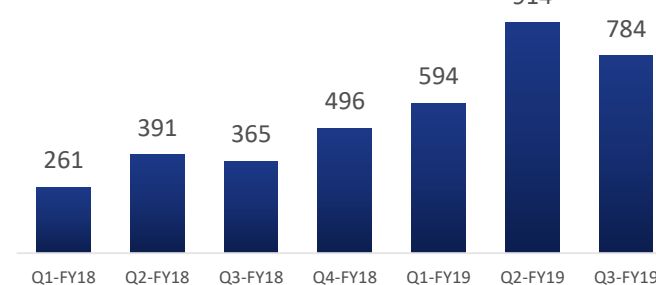
Number of OTT Streams (Mn)



TV Channels License Issued

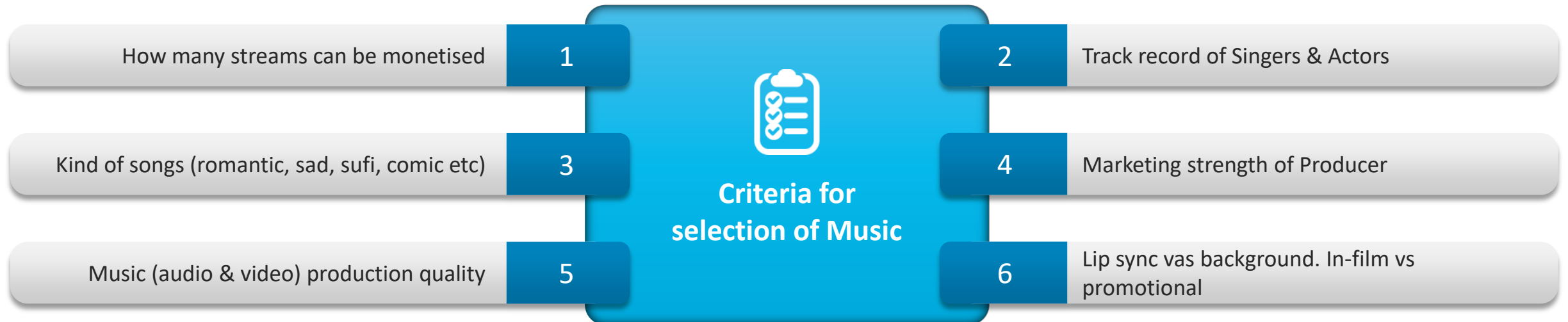


Youtube View (Mn)




Music IP Creation: Process

- The Music IP will be built through new film music acquisition across Hindi, Tamil and Marathi with a clear strategy to start slowly, vet assumptions and start building up the slate over time
- The company is additionally creating fresh content for classical and devotional music as well as recreating its catalogue tracks into new recordings along with videos
- The vetting process is both scientific and intuitive in nature with a focus on the certain criteria such as track record of the singer, lyricist, popularity of the mix of music genre in a particular movie, as well as the production house and movie cast. This is done based on our own past data and publicly available sources like Youtube and select OTT platforms
- The company spends 20% of the cost of the rights towards marketing the music, to ensure a higher success rate during the monetisation cycle.
- One of Saregama's initiative is to recreate Old Songs for new movies eg. song Badan pe Sitare in the movie Fannee Khan, song Raat baaki baat baki from the movie Ittefaq. IP of these recreated songs vests with Saregama.



Music IP Creation: Last 18 months



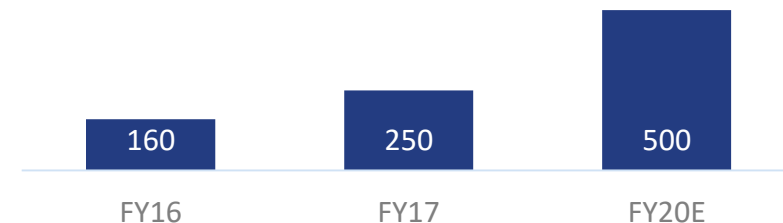


TV & FILMS SEGMENT

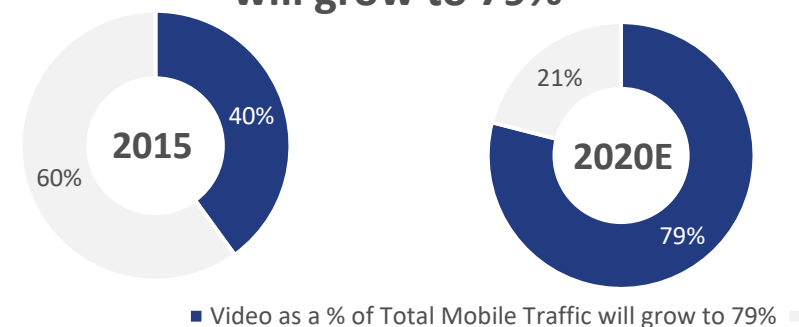
Film Industry

- The films business has witnessed growth courtesy expansion of overseas markets, increase in regional content and a rise in acquisitions of the digital content by Over The Top (OTT) platforms.
- The global OTT players are making huge investments to build their Indian content libraries; benefiting small to medium budget films. As per the KPMG India - FICCI – Indian Media and Entertainment Industry Report 2017, the Indian film industry is expected to grow to INR 206.6 Bn by 2021, at a CAGR of 7.7%. Entry of new players across TV and OTT is creating demand for differentiated content.
- Falling data costs and digital micro payments ecosystem, both across urban and rural markets, are also supporting this video consumption trend.
- Social changes are resulting in individual members of family watching content of their choice on their personal devices, thus making niche content a viable proposition.

Online Video Audience in India will double by 2020 (Mn)



Video as a % of Total Mobile Traffic will grow to 79%



Video IP Creation & Monetisation: Yoodlee Films





- Yoodlee Films is Saregama's production house with a focus on thematic films in all languages, with controlled budgets and a nucleus on an audience segment of 18 to 35 years.
- Yoodlee films, as a brand, will be seen as a serious player that will help to
 - encash catalogue value;
 - opening a possibility of leveraging stronger films to create revenue;
 - Films will be driven by powerful stories, and not by stars.
- The Company plans on building a catalogue of 25-30 films in three years.
- The Intellectual Property Rights will always remain with the company for all the films launched.
- The Company follows a unique business model of hedging the risk by keeping upfront talent cost low by offering assured profit sharing.
- Films will be made available to audiences on any screen they wish to view on, with some releasing in theatres while others made available on digital platforms.
- Focus on output deals to generate assured revenues upfront but with the IP remaining with Saregama.

Films made for global younger audience

De-risk by optimizing theatrical prints and advertising

Primary monetisation across VOD players like Netflix, Hotstar, etc.

Straight to Digital



Theatrical release followed by Digital / TV



Video IP Creation & Monetisation: TV Serials

Saregama continues its leadership in Tamil (Sun Network) in the after noon prime time with highest TRP.

- Saregama is the leading TV content producer for Southern channels. In the past it also produced shows for Hindi GECs, but has now consciously decided to focus on its core strength, namely TV content in 4 South Indian languages
- It has created approximately 5,500+ hours of content for Sun TV over the last 17 years. Currently, it provides around 15-16 hours of content per week across 4 serials
- The Company intends to only invest in the shows with full creative control going ahead, owing to higher upside from air time in those cases
- The IP of all these serials is owned by Saregama



The revenue stream is through advertising slot sales. The Company also markets third party serials for a revenue share.



Sun TV is planning to launch a second GEC Channel called SUN LIFE, which would provide opportunities to content makers like Saregama to get more slot in new channels.



The background image is a blurred photograph of an interior space, likely a laboratory or office. It features a ceiling with recessed lights and a central circular light fixture. Below the ceiling, there are various pieces of equipment, including what appears to be a large piece of machinery with a green vertical component. The image is split horizontally by a solid white band that serves as a background for the text.

PUBLICATIONS

Publications Segment

OPEN

- The Publications segment includes the publication of Open Magazine, a weekly current affairs and features magazine through a 100% owned subsidiary.
- Open Magazine was launched on 2nd April 2009, and was originally available in 12 Indian cities.
- Written and edited for the sophisticated minds of modern India, Open, every week, captures the political, economic and cultural spirit of the current times and tries to stay faithful to its promise of not dishing up recycled news or opinions.
- Open has sustained circulation and advertisement revenues with an association of premium brands including Audi, Omega, Volkswagen, Toyota, Honda, Samsung, Airtel, IBM, HP, TAJ, ITC, Skoda, etc.
- It has since expanded its reach and is now available across the country as well as globally, through an e-Magazine. It continues to have sustained circulation and ad revenues and aim to achieve break-even.
- The Company aims to achieve break-even through subscription and advertisement revenues. The Publication Magazine business needs to handle the challenge of building up volumes and increasing advertisement rates in the highly competitive market.



The focus of “Open” magazine continues to target the top strata of the society as the market is evolving with top notch Brands wanting to reach out to such high intellectual readers; providing strong opportunity for the business.



FUTURE OUTLOOK

OUTLOOK

Music

Digital

B2B



Inspite of fall in Telecom revenues, Saregama's overall B2B revenues will grow at 17-18% yoy



This growth will be primarily led by OTT platforms (40%) and Publishing.



Acquisition of new music content will start helping digital licensing businesses to grow further.



Industry organizations like PPL and IPRS will get strengthened and will start contributing higher revenues.

TELEVISION BUSINESS



Programming will continue and will increase in near future.

750k
Number of Annual
Estimated unit
sales



Music

Physical

B2C



Sales of Carvaan and its variants will continue growing. The potential market sizing over next few years is 25M



Growth to be fuelled by larger scale marketing activities, word-of-mouth, expansion of towns, distribution channels and international markets



Further Improvement in gross margins expected with volumes

FILMS (YOODLEE)



Few Films will be released in theatres for critics views while most will go straight to digital platforms.



Focus on building catalogue , numbers will increase with demand by OTT platforms



Cost will continue under control and will be charged in the year of release.



FINANCIAL OVERVIEW

Standalone Income Statement

Particulars (INR Mn)	FY16	FY17	FY18	H1-FY19
Revenue from Operations	2,148	2,081	3,456	2497
Other Income	99	159	142	454
Total Revenue	2,247	2,240	3,598	2951
Total Expenses	1,997	2,003	3,115	2580
EBITDA	250	237	483	420
EBITDA Margin (%)	11.13%	10.58%	13.42%	16.86%
Depreciation	53	41	38	17
Finance Cost	3	23	34	32
PBT	194	173	411	371
Exceptional Items	96	-	-	-
Tax	22	73	106	136
PAT	76	100	305	235
PAT Margins	3.38%	4.46%	8.48%	9.41%
Other Comprehensive Income	-	1,301	136	-159
Total Comprehensive Income (After Tax)	76	1,401	441	77
Diluted EPS (INR)	4.33	5.74	17.51	13.51

Standalone Balance Sheet

Equity and Liabilities (INR Mn)	FY17	FY18	H1-FY19
Shareholders Fund			
(a) Equity Share Capital	174	174	174
(b) Other Equity	3,236	3,647	3662
Net worth	3,410	3,821	3,836
(c) Non Controlling Interest	-	-	-
Non Current Liabilities			
(a) Employee Benefit Obligations	19	21	21
(b) Deferred tax liabilities (Net)	424	456	459
Current Liabilities			
(a) Financial Liabilities			
(i) Borrowings	-	129	459
(ii) Trade Payables	371	386	449
(iii) Other Financial Liabilities	115	347	487
(b) Other Current Liabilities	68	116	183
(c) Provisions	262	359	387
(d) Employee Benefit Obligation	16	7	5
Total	4,685	5,642	6286

Assets (INR Mn)	FY17	FY18	H1-FY19
Non Current Fixed Assets			
(a) Property, Plant and Equipment	1,893	1,881	2058
(b) Investment Properties	25	24	24
(c) Intangible assets	62	61	60
(d) Investments in subsidiaries and Joint Venture	155	155	155
(e) Financial Assets			
(i) Investments	1,076	1,234	1051
(ii) Loans	42	34	39
(iii) Other Financial Assets	-	-	-
(f) Other Non Current Assets	19	112	21
Current Assets			
(a) Inventories	99	473	667
(b) Financial Assets			
(i) Trade Receivables	556	781	1156
(ii) Cash and cash equivalents	156	64	20
(iii) Bank Balances other than above	1	16	17
(iv) Loans	28	5	6
(v) Other Financial Assets	1	1	1
(c) Current Tax Assets (Net)	413	414	299
(d) Other Current Assets	159	387	713
Total	4,685	5,642	6,286

Consolidated Income Statement

Particulars (INR Mn)	FY16	FY17	FY18
Revenue from Operations	2,217	2,185	3,566
Other Income	122	133	102
Total Revenue	2,339	2,318	3,668
Total Expenses	2,073	2,091	3,203
EBITDA	266	227	465
EBITDA Margin (%)	11.37%	9.79%	12.68%
Depreciation	54	44	42
Finance Cost	5	24	34
PBT	207	159	389
Exceptional Items	116	-	-
Tax	22	73	106
PAT	69	86	283
PAT Margins	2.95%	3.71%	7.72%
Other Comprehensive Income	-	1,402	164
Total Comprehensive Income (After Tax)	69	1,488	447
Diluted EPS (INR)	3.92	4.96	16.24

Consolidated Balance Sheet

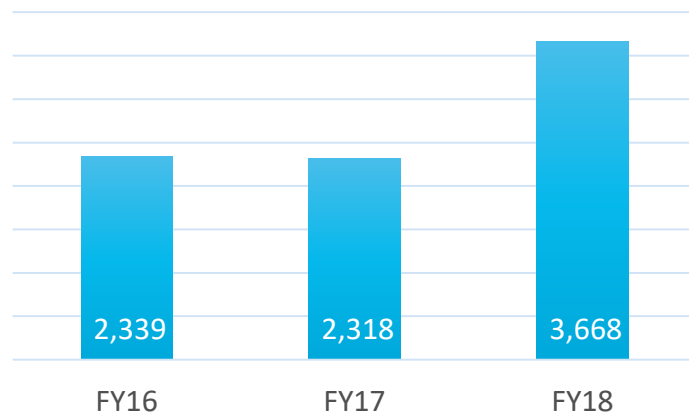


Equity and Liabilities (INR Mn)	FY17	FY18
Shareholders Fund		
(a) Equity Share Capital	174	174
(b) Other Equity	3,223	3,643
Net worth	3,397	3,817
(c) Non Controlling Interest	25	23
Non Current Liabilities		
(a) Employee Benefit Obligations	22	24
(b) Deferred tax liabilities (Net)	444	479
Current Liabilities		
(a) Financial Liabilities		
(i) Borrowings	30	159
(ii) Trade Payables	384	404
(iii) Other Financial Liabilities	125	360
(b) Other Current Liabilities	91	149
(c) Provisions	263	361
(d) Employee Benefit Obligation	16	8
Total	4,797	5,784

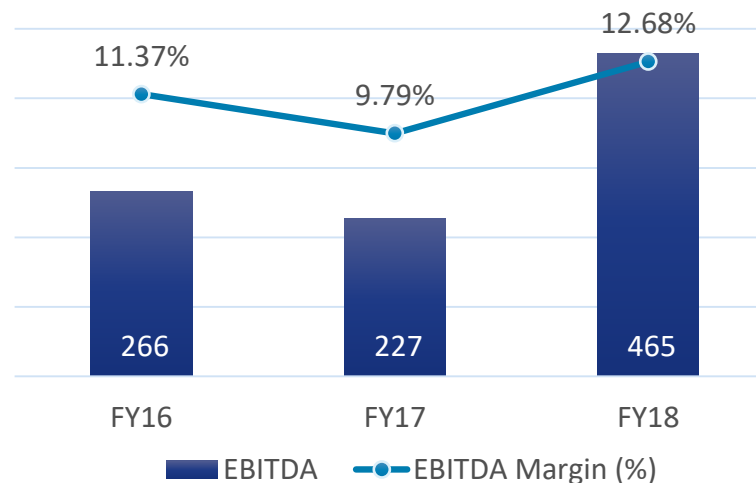
Assets (INR Mn)	FY17	FY18
Non Current Fixed Assets		
(a) Property, Plant and Equipment	1,897	1,884
(b) Investment Properties	25	24
(c) Intangible assets	67	65
(d) Investments in subsidiaries and Joint Venture	-	-
(e) Financial Assets		
(i) Investments	1,316	1,510
(ii) Loans	47	40
(iii) Other Financial Assets	-	-
(f) Other Non Current Assets	20	112
Current Assets		
(a) Inventories	103	493
(b) Financial Assets		
(i) Trade Receivables	523	730
(ii) Cash and cash equivalents	190	92
(iii) Bank Balances other than (ii) above	1	16
(iv) Loans	27	2
(v) Other Financial Assets	-	1
(c) Current Tax Assets (Net)	419	423
(d) Other Current Assets	162	392
Total	4,797	5,784

Financial Charts (Consolidated)

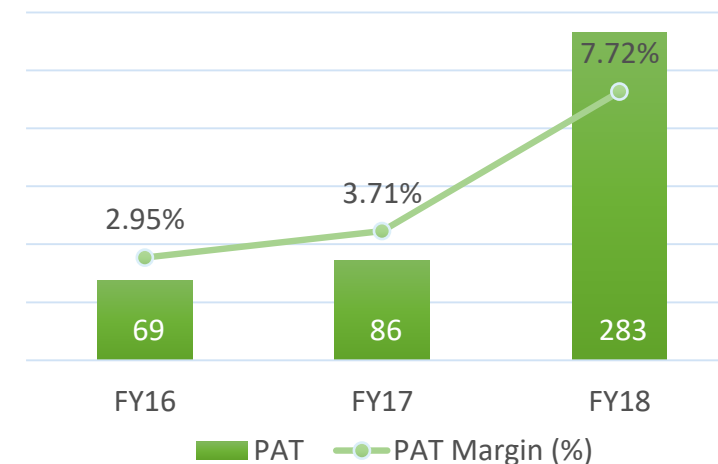
Total Revenue (INR Mn)



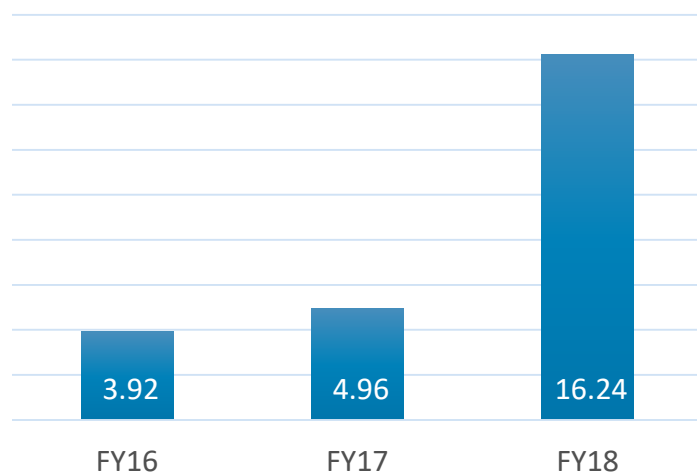
EBITDA and EBITDA Margin (%)



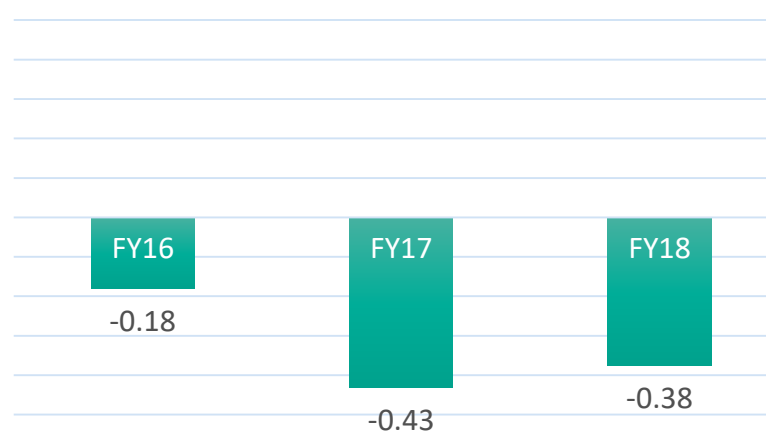
PAT and PAT Margin (%)



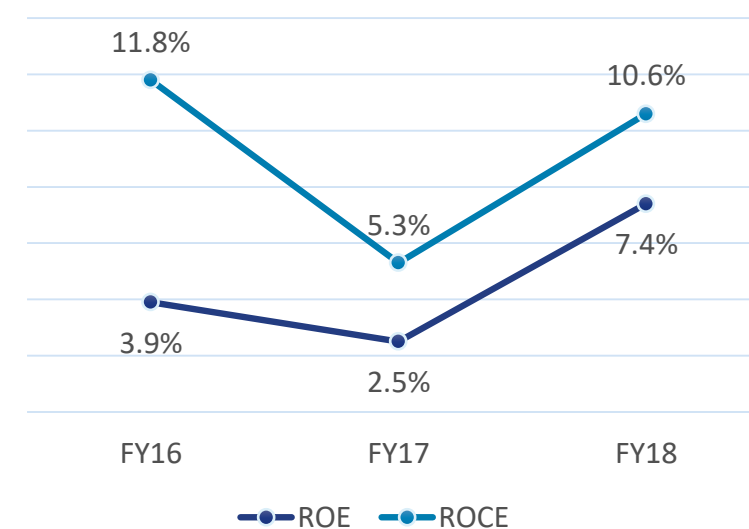
Diluted EPS



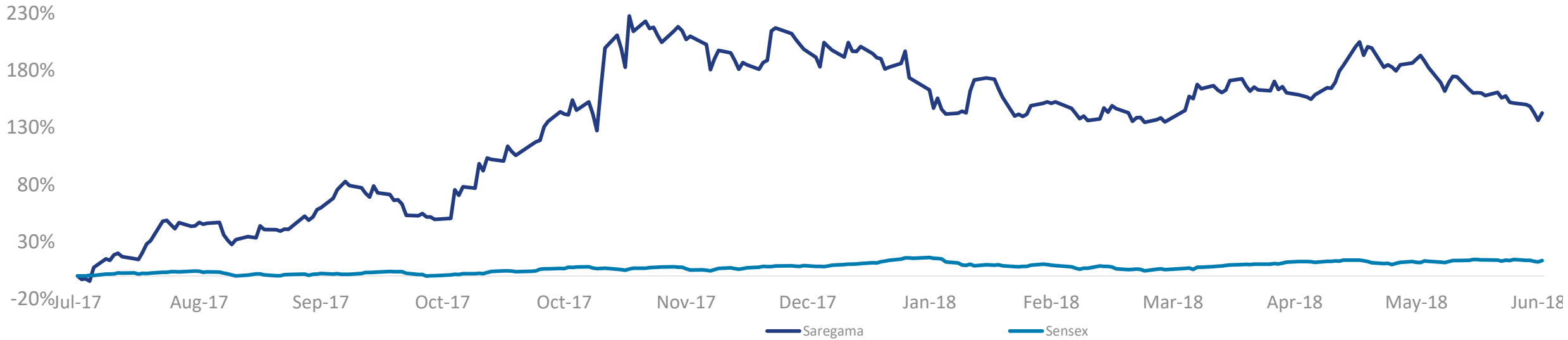
Net Debt to Equity



ROE and ROCE

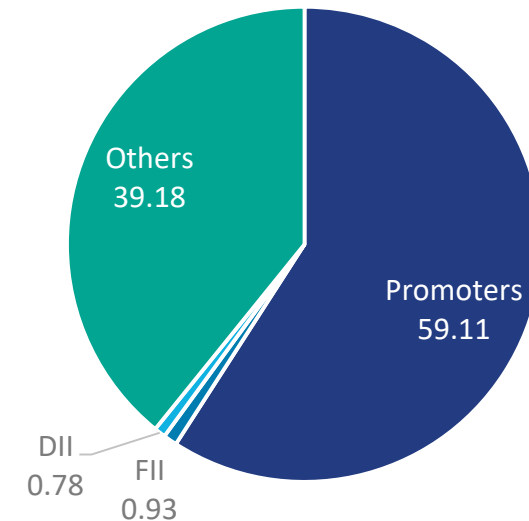


Capital Market Data



Price Data (As of 30 th June, 2018)		INR
Face Value		10
Market Price		679.35
52 Week H/L		953.55/265.8
Market Cap (INR Mn)		1,18,278
Equity Shares Outstanding (Mn)		174
1 Year Avg. Trading Volume ('000)		174.10

Shareholding Pattern as on 30th June 2018



Disclaimer



Saregama India Ltd. Disclaimer:

No representation or warranty, express or implied, is made as to, and no reliance should be placed on, the fairness, accuracy, completeness or correctness of the information or opinions contained in this presentation. Such information and opinions are in all events not current after the date of this presentation. Certain statements made in this presentation may not be based on historical information or facts and may be "forward looking statements" based on the currently held beliefs and assumptions of the management of Saregama India Ltd., which are expressed in good faith and in their opinion reasonable, including those relating to the Company's general business plans and strategy, its future financial condition and growth prospects and future developments in its industry and its competitive and regulatory environment.

Forward-looking statements involve known and unknown risks, uncertainties and other factors, which may cause the actual results, financial condition, performance or achievements of the Company or industry results to differ materially from the results, financial condition, performance or achievements expressed or implied by such forward-looking statements, including future changes or developments in the Company's business, its competitive environment and political, economic, legal and social conditions. Further, past performance is not necessarily indicative of future results. Given these risks, uncertainties and other factors, viewers of this presentation are cautioned not to place undue reliance on these forward-looking statements. The Company disclaims any obligation to update these forward-looking statements to reflect future events or developments.

This presentation is for general information purposes only, without regard to any specific objectives, financial situations or informational needs of any particular person. This presentation does not constitute an offer or invitation to purchase or subscribe for any securities in any jurisdiction, including the United States. No part of it should form the basis of or be relied upon in connection with any investment decision or any contract or commitment to purchase or subscribe for any securities. None of our securities may be offered or sold in the United States, without registration under the U.S. Securities Act of 1933, as amended, or pursuant to an exemption from registration there from.

This presentation is confidential and may not be copied or disseminated, in whole or in part, and in any manner.



THANK YOU