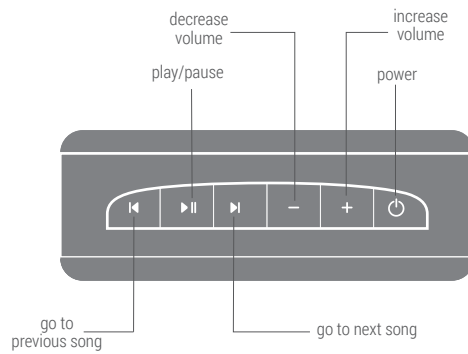




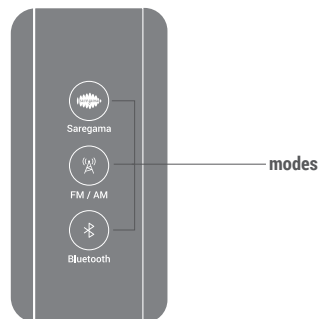
SAREGAMA
CARVAAN™
— mini —

RABINDRASANGEET | রবীন্দ্রসংগীত

**TOP VIEW: BUTTONS ON CARVAAN MINI
RABINDRASANGEET**



LEFT SIDE VIEW: MODES ON CARVAAN MINI RABINDRASANGEET



To choose a mode, press the corresponding mode button on the unit

SAREGAMA

351 pre-loaded songs written by Rabindranath Tagore inside; this is the default mode on first power on/reset

FM/AM*

Listen to local FM/ AM stations.

To tune to FM, press FM/AM mode button

To tune to AM, press FM/AM mode button again

To tune to AM from any other mode, press FM/AM mode button twice

**AM station will play as per broadcast timings*

To auto tune FM/AM stations, follow the steps:

Step 1: Press play/pause button for 5 seconds

Step 2: Searching for all FM/AM signals will start. You will hear a searching sound and each FM/AM station will play for approx. 3-4 seconds till all stations are tuned

Step 3: Press next/ previous button to go to next/previous station

FM frequency: 87.5 to 108 MHZ; AM frequency: 520 to 1710 KHZ

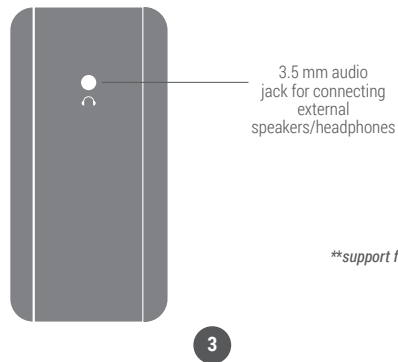
Note: It is recommended that you do not put the unit on charge while listening to FM/AM as it will interrupt the signal

For detailed process to auto tune FM/AM stations, refer to the insert in the box

BLUETOOTH**

Pair your mobile phone/tablet with Carvaan Mini Rabindrasangeet. Enjoy songs stored on your personal device on Carvaan Mini Rabindrasangeet speakers

RIGHT SIDE VIEW: AUX OUT



****support for BT version 4.1**

FRONT VIEW: STATUS LIGHT

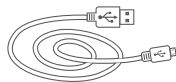
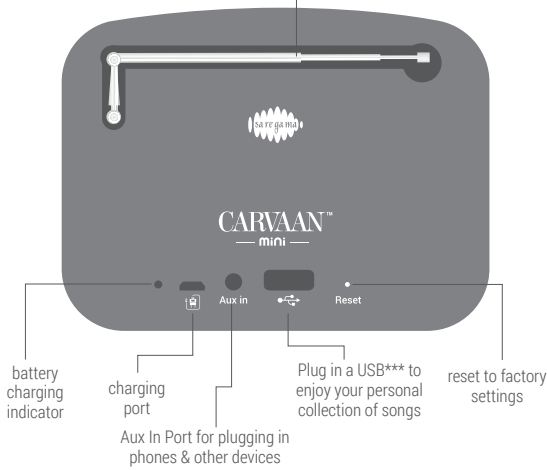


When you turn on Carvaan Mini Rabindrasangeet you will be able to see a light on the front of the unit. This light indicates the status as follows:

- i. When the blue light is steady, it indicates that a song has been paused
- ii. When the blue light blinks, it indicates that the battery is very low. Please connect the unit to a power source to charge it

BACK VIEW: PORTS ON CARVAAN MINI RABINDRASANGEET

Pull out the antenna from the back panel of Carvaan Mini Rabindrasangeet for improved reception of local FM stations



Micro USB to USB charging cable
Frequency: 50 Hz for input and 5V 1A for output
Full battery charge time 1-2 hours
Battery usage: Approximately 1-2 hours once the battery is fully charged

***support for USB 2.0

SAFETY HANDLING

1. CARE FOR PRODUCT

- a. Keep Carvaan Mini Rabindrasangeet away from dust and excessive heat (heat registers, stoves etc.)
- b. Prevent spillage of water or any other liquid as this can cause failure of Carvaan Mini Rabindrasangeet or could prove to be a potential fire hazard
- c. Clean the unit with a dry cloth only
- d. Do not walk on or pinch the power cord close to the plug
- e. Do not immerse Carvaan Mini Rabindrasangeet into water

2. CARE FOR BATTERY

- a. Do not expose the battery to heat sources greater than 60°C
- b. Recycle or dispose the battery when essential. Please ensure proper battery handling and disposal methods
- c. Do not subject the battery pack to a mechanical shock
- d. In the event of a battery leak, don't allow the liquid to come in contact with the skin or eyes. If contact has been made, wash the affected area with water & seek medical advice

- e. For prolonging battery life, avoid discharging the battery completely

3. OTHERS

- a. Use attachments / accessories as specified by the manufacturer
- b. To register a complaint or a service request, email help@saregama.com

 WEEE stands for Waste from Electrical and Electronic Equipment. WEEE Directive 2002/96/EC mandates the treatment, recovery and recycling of electric and electronic equipment. Carvaan Mini being sold in USA market had passed all the WEEE compliance and carry the "Wheelie Bin" sticker on the label as well. Saregama has labelled its branded electronic products with the WEEE Symbol to alert our customers that their products bearing this label should not be disposed in a landfill or with municipal or household waste.

WARRANTY OVERVIEW

Carvaan Mini Rabindrasangeet comes with a 6 months Warranty on all parts, excluding accessories. This includes servicing/ repair or replacement of damaged parts.

The warranty does not apply and does not cover the following:

- Liability for loss of data/content loaded in the product due to misuse or tampering
- Damage caused due to force majeure events; events caused by fire, water, electrical disturbances etc.; events beyond the control of Saregama; acts of negligence or mishandling; usage for commercial, business, industrial, educational or rental purposes


WARRANTY TERMS

Warranty is provided only on Product(s) which is purchased from Saregama, Saregama Authorized Dealer, Authorized Reseller or Authorized Online Resellers.

To claim the Warranty Customer will have to mail their request to help@saregama.com. The Customer will receive as reply to his/ her email an address on which said Customer may send the defective unit of the Product ("said address").

The defective unit of the Product & Accessories must be sent to the said address (with the original packaging when purchased or similar packaging) at the cost of the Customer. Once the said defective unit of the Product & Accessories is received at the said address, Saregama will dispatch a fresh unit of the Product & Accessories to Customer's address. In the event on receipt, Saregama finds that the allegedly defective unit of Product does not have any defects, Saregama will dispatch the same unit of the Product & Accessories received from Customer, back to the Customer's address.

To avail the Warranty, customer will have to provide the invoice of the unit of the Product purchased by customer to Saregama, either by dispatching it along with the defective unit or by emailing at the email address provided for the same purpose a scanned copy of the said invoice. The replaced unit of the Product & Accessories shall become the property of Saregama.

 The European Directive on the Restriction of Hazardous Substances (RoHS) holds electrical and electronic equipment companies directly responsible for the chemical compliance of their products. This means all products must conform to strict standards, provide extensive compliance documentation, and ensure that electrical and electronic products sold in the USA do not contain lead, cadmium, mercury, hexavalent chromium, polybrominated biphenyls (PBBs), and polybrominated diphenyl ethers (PBDEs) above the legal threshold. Manufacturers, owners, retailers, and importers alike need to ensure that their products comply in order to be distributed and sold in USA.

The equipment (Carvaan Mini) has been tested and found to comply with the limits of the following hazardous substance in the product as per RoHS guidelines.

- Lead (Pb): < 1000 ppm
- Mercury (Hg): < 100 ppm
- Cadmium (Cd): < 100 ppm
- Hexavalent Chromium: (Cr VI) < 1000 ppm
- Polybrominated Biphenyls (PBB): < 1000 ppm
- Polybrominated Diphenyl Ethers (PBDE): < 1000 ppm
- Bis (2-Ethylhexyl) phthalate (DEHP): < 1000 ppm
- Benzyl butyl phthalate (BBP): < 1000 ppm
- Dibutyl phthalate (DBP): < 1000 ppm
- Diisobutyl phthalate (DIBP): < 1000 ppm



The FCC Declaration of Conformity or the FCC label or the FCC mark is a certification mark employed on electronic products manufactured or sold in the United States which certifies that the electromagnetic interference from the device is under limits approved by the Federal Communications Commission.

A device that is marketed for use in the home or a residential area by the customer comes under Class B devices which require either Verification, Certification, or Self Declaration depending on the type of product.

Carvaan Mini comes under Class-B and it undergoes all the requirements generated by FCC and has received the FCC certificate after going a Declaration of Conformity under the new FCC Doc/Self declaration procedures.

IMPORTANT LINKS

Song List:www.saregama.com/carvaanmini/rabindrasangeet/songlist

Detailed Warranty:www.saregama.com/carvaanmini/rabindrasangeet/warranty

WARRANTY CARD

Customer's Name: _____

Customer's Address: _____

Product Serial No.: _____ Date of Purchase: _____

Expiry Date: _____

I accept the terms and conditions of the warranty.

Retailer's Name: _____

Retailer's Signature/Seal: _____

Customer's Signature