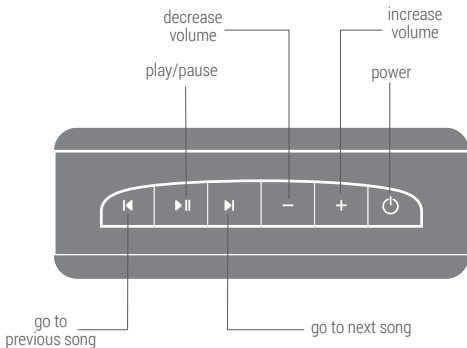


SAREGAMA
CARVAAN™
— mini —

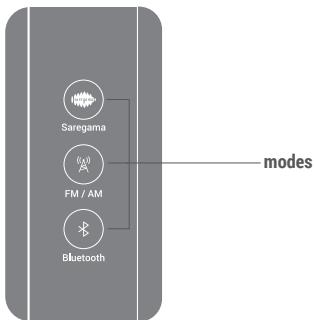
USER MANUAL

BHAKTI MARATHI | भक्ती मराठी

TOP VIEW: BUTTONS ON CARVAAN MINI BHAKTI MARATHI



LEFT SIDE VIEW: MODES ON CARVAAN MINI BHAKTI MARATHI



To choose a mode, press the corresponding mode button on the unit

SAREGAMA

351 preloaded Aarti, Mantra, Bhajans & more in Marathi. Enjoy devotional songs by Asha Bhosle, Lata Mangeshkar, Anuradha Paudwal, Suresh Wadkar & others; this is default mode on first power on/reset

FM/AM*

Listen to local FM/ AM stations.

To tune to FM, press FM/AM mode button

To tune to AM, press FM/AM mode button again

To tune to AM from any other mode, press FM/AM mode button twice

**AM station will play as per broadcast timings*

To auto tune FM/AM stations, follow the steps:

Step 1: Press play/pause button for 5 seconds

Step 2: Searching for all FM/AM signals will start. You will hear a searching sound and each FM/AM station will play for approx. 3-4 seconds till all stations are tuned

Step 3: Press next/ previous button to go to next/previous station

FM frequency: 87.5 to 108 MHZ; AM frequency: 520 to 1710 KHZ

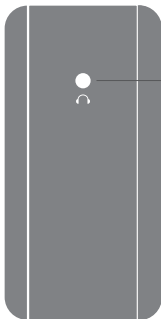
Note: It is recommended that you do not put the unit on charge while listening to FM/AM as it will interrupt the signal

For detailed process to auto tune FM/AM stations, refer to the insert in the box

BLUETOOTH**

Pair your mobile phone/ tablet with Carvaan Mini Bhakti Marathi. Enjoy songs stored on your personal device on Carvaan Mini Bhakti Marathi speakers

RIGHT SIDE VIEW: AUX OUT



3.5 mm audio
jack for connecting
external
speakers/headphones

****support for BT version 4.1**

FRONT VIEW: STATUS LIGHT

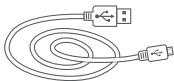
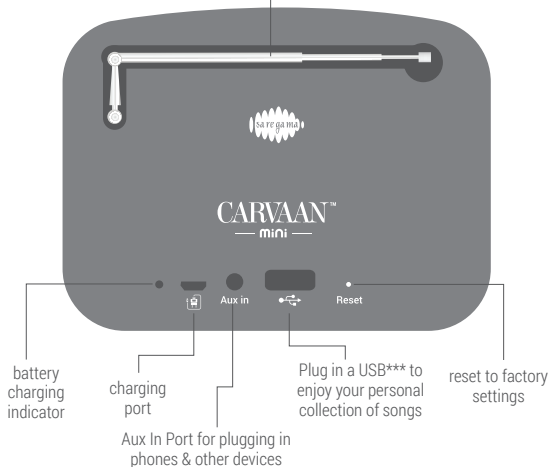


When you turn on Carvaan Mini Bhakti Marathi you will be able to see a light on the front of the unit. This light indicates the status as follows:

- i. When the blue light is steady, it indicates that a song has been paused
- ii. When the blue light blinks, it indicates that the battery is very low. Please connect the unit to a power source to charge it

BACK VIEW: PORTS ON CARVAAN MINI BHAKTI MARATHI

Pull out the antenna from the back panel of Carvaan Mini Bhakti Marathi for improved reception of local FM stations



Micro USB to USB charging cable

Frequency: 50 Hz for input and 5V 1A for output

Full battery charge time 1-2 hours

Battery usage: Approximately 3-4 hours once the battery is fully charged

SAFETY HANDLING

1. CARE FOR PRODUCT

- a. Keep Carvaan Mini Bhakti Marathi away from dust and excessive heat (heat registers, stoves etc.)
- b. Prevent spillage of water or any other liquid as this can cause failure of Carvaan Mini Bhakti Marathi or could prove to be a potential fire hazard
- c. Clean the unit with a dry cloth only
- d. Do not walk on or pinch the power cord close to the plug
- e. Do not immerse Carvaan Mini Bhakti Marathi into water

2. CARE FOR BATTERY

- a. Do not expose the battery to heat sources greater than 60°C
- b. Recycle or dispose the battery when essential. Please ensure proper battery handling and disposal methods
- c. Do not subject the battery pack to a mechanical shock

- d. In the event of a battery leak, do not allow the liquid to come in contact with the skin or eyes. If contact has been made, wash the affected area with water and seek medical advice
- e. For prolonging battery life, avoid discharging the battery completely

f. To ensure optimum battery condition, the unit should be charged for atleast 4 to 5 hours, once a month.

Note: if the unit is unused for a month or more, battery will get completely discharged

3. OTHERS

- a. Use attachments / accessories as specified by the manufacturer
- b. Please contact an authorized service center for any repair/ servicing requirements or call the toll free no. 1800-102-7799

WARRANTY OVERVIEW

Carvaan Mini Bhakti Marathi comes with a 6 months Warranty on all parts, excluding accessories. This includes servicing/ repair or replacement of damaged parts.

The warranty does not apply and does not cover the following:

- Liability for loss of data/content loaded in the product due to misuse or tampering
- Damage caused due to force majeure events; events caused by fire, water, electrical disturbances etc.; events beyond the control of Saregama; acts of negligence or mishandling; usage for commercial, business, industrial, educational or rental purposes

WARRANTY TYPE

Carry-in Warranty service requires that the Product be brought by the Customer, at his/her sole cost and responsibility, to the Authorized Dealers along with the original invoice.



Waste electrical products should not be disposed of with household waste. Please follow disposal and recycling instructions issued by the concerned local authority.

IMPORTANT LINKS

Station List & Song List:

www.saregama.com/carvaanmini/bhaktimarathi/songlist

Detailed Warranty:

www.saregama.com/carvaanmini/bhaktimarathi/warranty

WARRANTY CARD

Customer's Name: _____

Customer's Address: _____

Product Serial No.: _____

Date of Purchase: _____

Expiry Date: _____

I accept the terms and conditions of the warranty.

Retailer's Name: _____

Retailer's Signature/Seal: _____

Customer's Signature