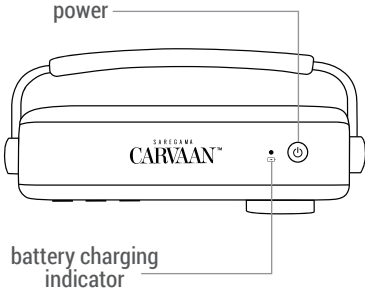


# SAREGAMA CARVAAN<sup>®</sup>

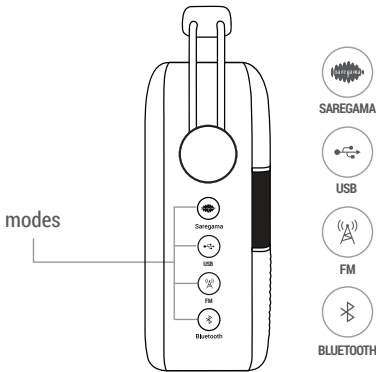
TELUGU | తెలుగు

## USER MANUAL

### BUTTONS & PORTS ON SAREGAMA CARVAAN



Full battery charge time: 2-3 hours;  
Battery usage: Approximately 5 hours once the battery is fully charged



To choose a mode, press the corresponding mode button on the unit/ remote

1. **SAREGAMA:** 5000 pre-loaded evergreen songs categorized into Artistes, Devotional & Carnatic; this is the default mode on first power on/reset

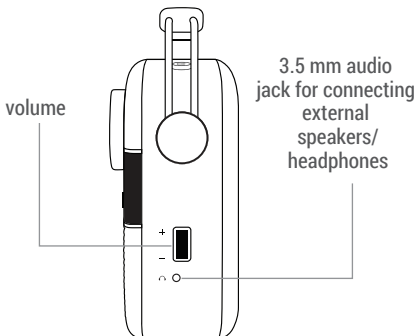
2. **USB\***: Plug in a USB into the USB port on Carvaan to enjoy your personal collection of songs

3. **FM** : Listen to local FM stations.

FM frequency: 87.5 to 108 MHz

*Note: We recommend that you do not put the unit on charge while listening to FM as it will interrupt the signal*

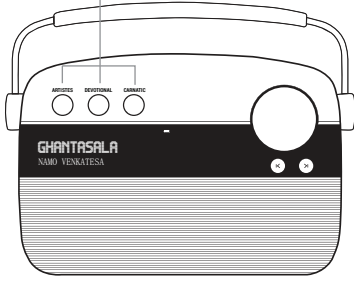
4. **BLUETOOTH\*\***: Pair your mobile phone / tablet with Carvaan. Enjoy songs stored on your personal device on Carvaan speakers



\*support for USB 2.0

\*\*support for BT version 4.1

categories

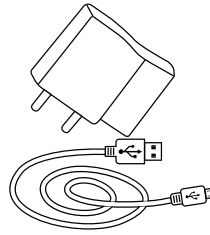


Choose a category in Saregama Mode

**1. Artistes:** 20+ music stations dedicated to Telugu and Hindi film legends like N.T. Rama Rao, Akkineni Nageswara Rao, K.V. Mahadevan, K. Chakravarthy, C. Narayana Reddy, Ghantasala, P. Susheela, S. Janaki, S.P. Balasubrahmanyam, Kishore Kumar & many more

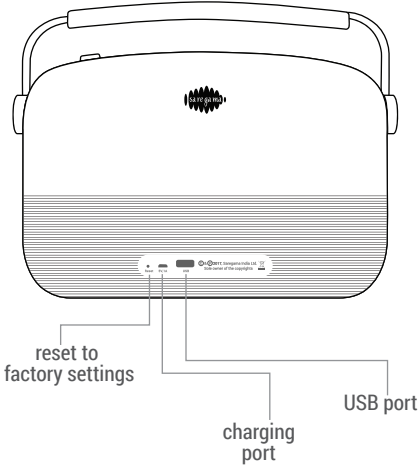
**2. Devotional:** 10+ stations spanning deities like Venkateswara, Rama, Krishna, Hanuman, Kanaka Durga, Saibaba & Christian Devotional amongst others

**3. Carnatic:** 20 stations dedicated to vocal and instrumental Carnatic music by artistes like M.S. Subbulakshmi, Dr. M. Balamuralikrishna, Chitti Babu, Mandolin U. Srinivas, E. Gayatri, Priya Sisters & others

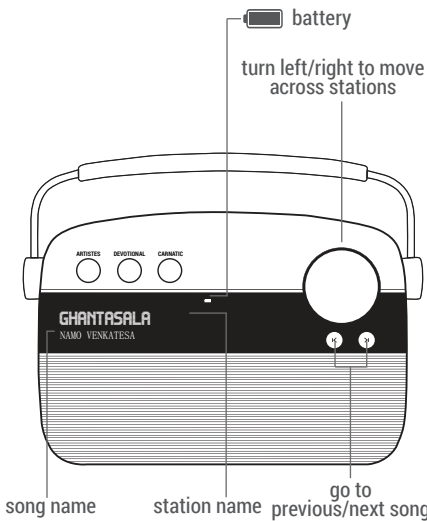
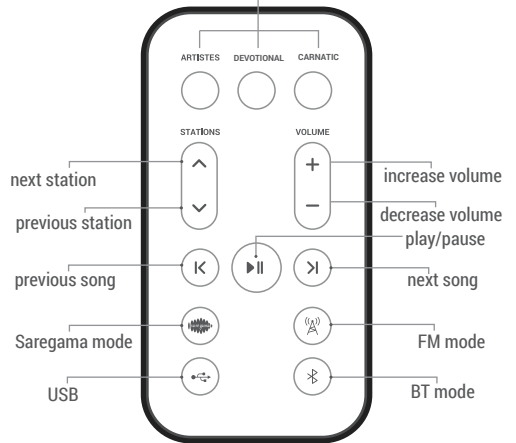


Voltage: 220V

Frequency: 50 Hz for input and 5V 1A for output



Choose your preferred category in Saregama mode



To replace the remote control battery:

1. Open the battery compartment
2. Insert a fresh CR2025 battery with the correct polarity (-/+)
3. Close the battery compartment
4. Discard the used battery

# SAFETY HANDLING

## 1. CARE FOR PRODUCT

- a. Keep Carvaan away from dust and excessive heat (heat registers, stoves etc.)
- b. Prevent spillage of water or any other liquid as this can cause failure of Carvaan or could prove to be a potential fire hazard
- c. Clean the unit with a dry cloth only
- d. Do not walk on or pinch the power cord close to the plug
- e. Do not immerse Carvaan or the remote into water
- f. Remove the remote battery when it is not used for longer duration
- g. Do not mix different brands or types of batteries in the remote

## 2. CARE FOR BATTERY

- a. Do not expose the battery to heat sources greater than 60°C
- b. Recycle or dispose the battery when essential. Please ensure proper battery handling and disposal methods
- c. Do not subject the battery pack to a mechanical shock
- d. In the event of a battery leak, do not allow the liquid to come in contact with the skin or eyes. If contact has been made, wash the affected area with water and seek medical advice
- e. For prolonging battery life, avoid discharging the battery completely
- f. To ensure optimum battery condition, the unit should be charged for atleast 4 to 5 hours, once a month.

*Note: if the unit is unused for a month or more, battery will get completely discharged*

## 3. OTHERS

- a. Use attachments/accessories as specified by the manufacturer
- b. Please contact an authorized service center for any repair/ servicing requirements or call the toll free no. 1800-102-7799

# WARRANTY OVERVIEW

Carvaan comes with a 1 year Warranty on all parts, excluding accessories. This includes servicing/ repair or replacement of damaged parts.

The warranty does not apply and does not cover the following:

- Liability for loss of data/content loaded in the product due to misuse or tampering.
- Damage caused due to force majeure events; events caused by fire, water, electrical disturbances etc.; events beyond the control of Saregama; acts of negligence or mishandling; usage for commercial, business, industrial, educational or rental purposes


# WARRANTY TYPE

Home service and carry in warranty are provided.

Home service warranty requires customers to have a technician visit their home and service the product. This type of warranty can be availed by customers living in locations where there is an authorized service center. The list of authorized service centers is available on [www.saregama.com/carvaan/telugu/customer-service](http://www.saregama.com/carvaan/telugu/customer-service)

Carry-in Warranty service requires that the Product be brought by the Customer, at his/her sole cost and responsibility, to the Authorized Dealers along with the original invoice.

Once the Product is serviced/ repaired/ replaced, the Customer shall be responsible to pick-up the Product from the concerned Authorized Dealer.

 Waste electrical products should not be disposed of with household waste. Please follow disposal and recycling instructions issued by the concerned local authority.

# IMPORTANT LINKS

Station List & Song List:

[www.saregama.com/carvaan/telugu/songlist](http://www.saregama.com/carvaan/telugu/songlist)

Detailed Warranty:

[www.saregama.com/carvaan/telugu/warranty](http://www.saregama.com/carvaan/telugu/warranty)

## WARRANTY CARD

Customer's Name: \_\_\_\_\_

Customer's Address: \_\_\_\_\_

\_\_\_\_\_

\_\_\_\_\_

Product Serial No.: \_\_\_\_\_

Date of Purchase: \_\_\_\_\_

Expiry Date: \_\_\_\_\_

I accept the terms and conditions of the warranty.

Retailer's Name: \_\_\_\_\_

Retailer's Signature/Seal: \_\_\_\_\_

\_\_\_\_\_  
Customer's Signature